













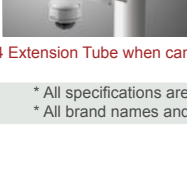

# Accessory

## Lens Selection Table

ACTi P/N	PLEN-0102	PLEN-0105	PLEN-0106	PLEN-0107	PLEN-0111	PLEN-0112	PLEN-0201	PLEN-0202	PLEN-0203	PLEN-0204	PLEN-0205
Photo											
Size	1/3"	1/3"	1/3"	1/3"	1/3"	1/3"	1/3"	1/3"	1/3"	1/3"	1/2"
Mount	CS	CS	CS	CS	Board	Board	CS	CS	CS	CS	C
Type	IR	IR	IR	Normal	Normal	Normal	Normal	IR	IR	IR	IR
IRIS	Fixed	Auto	Auto	Manual	Fixed	Fixed	Manual	Manual	Auto	Auto	Auto
Aperture (F)	1.8	1.0	1.3	1.4	2	2	1.2	1.6	1.3	1	1.6
Focal Length (mm)	8	3.0~8.5	7.5~50	3.5~8	2.4	2.4	2.4~6	2.8~12	2.8~12	2.9~8.2	8~80
Products - Field of View (HOR) (°)	ACM-3001					108.7					
	ACM-3401					108.7					
	ACM-3601				110.6						
	ACM-3701				110.6						
	ACM-4001						113.4~46	94~25.5			
	ACM-4201						113.4~46	94~25.5			
	ACM-5001	33.3			70 ~ 31.6		101.3~45.6	91.1~22.9			
	ACM-5601	33.3			70 ~ 31.6		101.3~45.6	91.1~22.9			
	ACM-5611							78.4~22.4			
	ACM-5811		92.7 ~ 33.8	37.3 ~ 6						96.9~36.7	
	TCM-3001					108.7					
	TCM-3401					108.7					
	TCM-4001							113.4~46	94~25.5		
	TCM-4201							113.4~46	94~25.5		
	TCM-5001							101.3~45.6	91.1~22.9	90~23	
	TCM-5601							101.3~45.6	91.1~22.9	90~23	
	TCM-5611								91.1~22.9	90~23	
	TCM-5311									105.5~24.2	34.4~3.7

# Accessory

## Mounting Configuration Table

		Fixed Dome			
		Indoor		Outdoor	
Mount Type	Reference Photo	ACM-3001; ACM-3401 ACM-3411; TCM-3001 TCM-3401; TCM-3411	ACM-3011; ACM-3511 TCM-3011; TCM-3511	ACM-7411; ACM-7511 TCM-7011; TCM-7411	TCM-7811
Flush Mount		PMAX-1006	PMAX-1006	PMAX-1003	PMAX-1004
L Type Wall Mount		PMAX-0308	PMAX-0308	PMAX-0308	PMAX-0308
Through Gang Box		PMAX-0801	PMAX-0801		
Pendant Mount		PMAX-0101 PMAX-0103	PMAX-0101 PMAX-0103	PMAX-0101 PMAX-0103	PMAX-0101 PMAX-0103
Pendant Mount / Box				PMAX-0101 PMAX-0102 PMAX-0700	PMAX-0101 PMAX-0102 PMAX-0700
Gooseneck Wall Mount		PMAX-0101 PMAX-0302	PMAX-0101 PMAX-0302	PMAX-0101 PMAX-0302	PMAX-0101 PMAX-0302
Gooseneck Wall Mount / Box				PMAX-0101 PMAX-0303 PMAX-0700	PMAX-0101 PMAX-0303 PMAX-0700
Gooseneck Corner Mount		PMAX-0101 PMAX-0303 PMAX-0402	PMAX-0101 PMAX-0303 PMAX-0402	PMAX-0101 PMAX-0303 PMAX-0402	PMAX-0101 PMAX-0303 PMAX-0402
Gooseneck Corner Mount / Box				PMAX-0101; PMAX-0303 PMAX-0402; PMAX-0700	PMAX-0101; PMAX-0303 PMAX-0402; PMAX-0700
Gooseneck Pole Mount		PMAX-0101 PMAX-0303 PMAX-0502	PMAX-0101 PMAX-0303 PMAX-0502	PMAX-0101 PMAX-0303 PMAX-0502	PMAX-0101 PMAX-0303 PMAX-0502
Gooseneck Pole Mount / Box				PMAX-0101; PMAX-0303 PMAX-0502; PMAX-0700	PMAX-0101; PMAX-0303 PMAX-0502; PMAX-0700
Heavy Duty Wall Mount		PMAX-0101 PMAX-0305	PMAX-0101 PMAX-0305	PMAX-0101 PMAX-0305	PMAX-0101 PMAX-0305
Heavy Duty Wall Mount / Box				PMAX-0101 PMAX-0305 PMAX-0700	PMAX-0101 PMAX-0305 PMAX-0700
Heavy Duty Corner Mount		PMAX-0101 PMAX-0305 PMAX-0402	PMAX-0101 PMAX-0305 PMAX-0402	PMAX-0101 PMAX-0305 PMAX-0402	PMAX-0101 PMAX-0305 PMAX-0402
Heavy Duty Corner Mount / Box				PMAX-0101; PMAX-0305 PMAX-0402; PMAX-0700	PMAX-0101; PMAX-0305 PMAX-0402; PMAX-0700
Heavy Duty Pole Mount		PMAX-0101 PMAX-0305 PMAX-0502	PMAX-0101 PMAX-0305 PMAX-0502	PMAX-0101 PMAX-0305 PMAX-0502	PMAX-0101 PMAX-0305 PMAX-0502
Heavy Duty Pole Mount / Box				PMAX-0101; PMAX-0305 PMAX-0502; PMAX-0700	PMAX-0101; PMAX-0305 PMAX-0502; PMAX-0700

\* Use PMAX-0104 Extension Tube when camera is suspended far below the mounting point.




























\* All specifications are subject to change without notice.  
\* All brand names and registered trademarks are the property of their respective owners.

[www.acti.com](http://www.acti.com)



# Accessory




## Mounting Configuration Table





Mount Type	Reference Photo	PTZ		Speed Dome	
		Indoor	Reference Photo	Outdoor	Reference Photo
		ACM-8511		CAM-6600 Series	
Flush Mount		Transparent: PMAX-1001 Smoke: PMAX-1002			
Pendant Mount		PMAX-0101 PMAX-0103		PMAX-0109	
Pendant Mount / Box		PMAX-0101 PMAX-0102 PMAX-0700		PMAX-0108 PMAX-0700	
Gooseneck Wall Mount		PMAX-0101 PMAX-0302		PMAX-0307	
Gooseneck Wall Mount / Box		PMAX-0101 PMAX-0303 PMAX-0700		PMAX-0306 PMAX-0700	
Gooseneck Corner Mount		PMAX-0101 PMAX-0303 PMAX-0402		PMAX-0306 PMAX-0402	
Gooseneck Corner Mount / Box		PMAX-0101; PMAX-0303 PMAX-0402; PMAX-0700		PMAX-0306 PMAX-0402 PMAX-0700	
Gooseneck Pole Mount		PMAX-0101 PMAX-0303 PMAX-0502		PMAX-0306 PMAX-0502	
Gooseneck Pole Mount / Box		PMAX-0101; PMAX-0303 PMAX-0502; PMAX-0700		PMAX-0306 PMAX-0502 PMAX-0700	
Heavy Duty Wall Mount		PMAX-0101 PMAX-0305		PMAX-0309	
Heavy Duty Wall Mount / Box		PMAX-0101 PMAX-0305 PMAX-0700		PMAX-0309 PMAX-0700	
Heavy Duty Corner Mount		PMAX-0101 PMAX-0305 PMAX-0402		PMAX-0309 PMAX-0402	
Heavy Duty Corner Mount / Box		PMAX-0101; PMAX-0305 PMAX-0402; PMAX-0700		PMAX-0309 PMAX-0402 PMAX-0700	
Heavy Duty Pole Mount		PMAX-0101 PMAX-0305 PMAX-0502		PMAX-0309 PMAX-0502	
Heavy Duty Pole Mount / Box		PMAX-0101; PMAX-0305 PMAX-0502; PMAX-0700		PMAX-0309 PMAX-0502 PMAX-0700	

\* Use PMAX-0104 Extension Tube when camera is suspended far below the mounting point.

# Accessory

## Fixed Housings & Brackets



Outdoor Housing			
	PMAX-0200	PMAX-0201	PMAX-0202
			
Color	Beige	Beige	Beige
Material	Aluminum (Baked enamel)	Aluminum (Baked enamel)	Aluminum (Baked enamel)
Mounting	From bottom	From bottom	From bottom
Dimension (W x H x D)	147 x 140 x 470 mm (5.79" x 5.51" x 18.50")	147 x 140 x 470 mm (5.79" x 5.51" x 18.50")	113 x 106 x 410 mm (4.45" x 4.17" x 16.14")
Weight	2.34 kg (5.16 lb)	2.34 kg (5.16 lb)	2.7 kg (5.95 lb)
Certification	IP66, CE	IP66, CE	IP66, CE
Fan & Heater	Powered by AC 110V	Powered by AC 220V	N/A
Applied Model	ACM-5001 ACM-5601/ACM-5611 ACM-5811 TCM-5001 TCM-5311 TCM-5601/TCM-5611		ACM-5001 ACM-5601/ACM-5611 ACM-5811 TCM-5001 TCM-5601/TCM-5611

Camera Bracket			Housing Bracket	
	PMAX-1100	PMAX-1102	PMAX-1103	PMAX-1101
				
Color	Ivory	Silver	Silver-grey	Beige
Material	Plastic	Zinc, Plastic	Aluminum	Aluminum
Swivel Angle	N/A	N/A	360°	360°
Tilt Angle	90°	90°	90°	90°
Maximum Load	3.5 kg (7.72 lb)	1 kg (2.20 lb)	10 kg (22.05 lb)	10 kg (22.05 lb)
Dimension	L x Baseplate 175 x 89 mm (6.89" x 3.50")	L x Baseplate: 120 x 50 mm (4.72" x 1.97")	W x L x H: 84 x 99 x 270 mm (3.31" x 3.90" x 10.63")	W x L x H: 84 x 99 x 270 mm (3.31" x 3.90" x 10.63")
Weight	0.5 kg (1.10 lb)	0.13 kg (0.29 lb)	1 kg (2.20 lb)	1 kg (2.20 lb)
Applied Model	For Cameras: ACM-1511 ACM-5001 ACM-5601/ACM-5611 ACM-5811 TCM-1511 TCM-5001 TCM-5311 TCM-5601/TCM-5611	For Cameras: ACM-1511 TCM-1511	For Cameras: ACM-1231 ACM-1431 TCM-1231	For Outdoor Housings: PMAX-0200 PMAX-0201 PMAX-0202




\* All specifications are subject to change without notice.  
 \* All brand names and registered trademarks are the property of their respective owners.

# Accessory

## Dome Covers



Fixed Dome Cover		
	PDCX-0101	PDCX-0100
		
Environment	Indoor	Indoor
Color	Smoke dome cover	Smoke dome cover
Material	Plastic (PC / ABS)	Plastic (PC / ABS)
Diameter	96 mm (3.78")	96 mm (3.78")
Weight	0.23 kg (0.51 lb)	0.23 kg (0.51 lb)
Casing	Non-vandal proof	Non-vandal proof
Applied Model	ACM-3001 ACM-3401/ACM-3411 TCM-3001 TCM-3401/TCM-3411	ACM-3011 ACM-3511 TCM-3011 TCM-3511



Fixed Dome Cover			
	PDCX-1102	PDCX-1101	PDCX-1104
			
Environment	Indoor / Outdoor	Outdoor	Outdoor
Color	Smoke dome cover	Smoke dome cover	Smoke dome cover
Material	Plastic (PC / ABS)	Plastic (PC / ABS)	Plastic (PC / ABS)
Diameter	100 mm (3.94")	107.8 mm (4.25")	105.2 mm (4.14")
Weight	0.132 kg (0.29 lb)	0.26 kg (0.57 lb)	0.148 kg (0.33 lb)
Casing	Vandal proof	Vandal proof	Vandal proof
Applied Model	ACM-3601 ACM-3701	ACM-7411 ACM-7511 TCM-7011 TCM-7411	TCM-7811




Speed Dome Cover			
	PDCX-0001	PDCX-1001	PDCX-0103
			
Environment	Outdoor	Outdoor	Outdoor
Color	Transparent dome cover	Transparent dome cover	Smoke dome cover
Material	Plastic (PC / ABS)	Plastic (PC / ABS)	Plastic (PC / ABS)
Diameter	145 mm (5.71")	145 mm (5.71")	145 mm (5.71")
Weight	0.625 kg (1.38 lb)	0.64 kg (1.41 lb)	0.625 kg (1.38 lb)
Casing	Non-vandal proof	Vandal proof	Non-vandal proof
Applied Model		CAM-6610 CAM-6630	

# Accessory

## Dome Camera Mounting Accessories

	PMAX-0308	PMAX-0801
		
Name	L Type Wall Mount	Gang Box Converter
Environment	Indoor / Outdoor	Indoor
Color	White	White
Material	Aluminum	Aluminum
Dimension (W x L x D)	157.7 x 113.3 x 230 mm (6.21" x 4.46" x 9.06")	140 x 140 x 6 mm (5.52" x 5.52" x 0.24")
Weight	1.2 kg (2.65 lb)	0.4 kg (0.88 lb)
Applied Model	ACM-3001; ACM-3011; ACM-3401/ACM-3411; ACM-3511 ACM-7411; ACM-7511; TCM-3001; TCM-3011 TCM-3401/TCM-3411; TCM-3511; TCM-7011; TCM-7411 TCM-7811	ACM-3001; ACM-3011; ACM-3401/ACM-3411; ACM-3511 TCM-3001; TCM-3011; TCM-3401/TCM-3411; TCM-3511




	PMAX-1001	PMAX-1002
		
Name	Flush Mount Kit	Flush Mount Kit
Environment	Indoor	Indoor
Color	White / Transparent dome cover	White / Smoke dome cover
Material	Plastic / Aluminum	Plastic / Aluminum
Dimension (Ø x H)	197.2 x 160 mm (7.77" x 6.30")	197.2 x 160 mm (7.77" x 6.30")
Weight	0.85 kg (1.87 lb)	0.85 kg (1.87 lb)
Applied Model	ACM-8511	ACM-8511




	PMAX-1003	PMAX-1004	PMAX-1006
			
Name	Flush Mount Kit	Flush Mount Kit	Flush Mount Kit
Environment	Indoor / Outdoor	Indoor / Outdoor	Indoor
Color	White	White	White
Material	Plastic / Aluminum	Plastic / Aluminum	Plastic / Aluminum
Dimension (Ø x H)	197.2 x 72.8 mm (7.77" x 2.87")	197.2 x 86 mm (7.77" x 3.39")	197.2 x 72.8 mm (7.77" x 2.87")
Weight	0.58 kg (1.28 lb)	0.6 kg (1.32 lb)	0.74 kg (1.63 lb)
Applied Model	ACM-7411; ACM-7511 TCM-7011; TCM-7411	TCM-7811	ACM-3001; ACM-3011 ACM-3401/ACM-3411; ACM-3511 TCM-3001; TCM-3011 TCM-3401/TCM-3411; TCM-3511




\* All specifications are subject to change without notice.  
\* All brand names and registered trademarks are the property of their respective owners.

# Accessory

## Dome Camera Mounting Accessories




	PMAX-0305	PMAX-0309	PMAX-0303
			
Name	Heavy Duty Wall Mount	Heavy Duty Wall Mount	Gooseneck Without Bracket
Environment	Indoor / Outdoor	Indoor / Outdoor	Indoor / Outdoor
Color	White	White	White
Material	Aluminum	Aluminum	Aluminum
Dimension (W x L x H)	90 x 145 x 232 mm (3.55" x 5.71" x 9.14")	190 x 145 x 232 mm (7.49" x 5.71" x 9.14")	323 x 90 x 351 mm (12.73" x 3.55" x 13.83")
Weight	1.05 kg (2.31 lb)	1.2 kg (2.65 lb)	1.24 kg (2.73 lb)




	PMAX-0302	PMAX-0306	PMAX-0307
			
Name	Gooseneck With Bracket	Gooseneck Without Bracket	Gooseneck With Bracket
Environment	Indoor / Outdoor	Indoor / Outdoor	Indoor / Outdoor
Color	White	White	White
Material	Aluminum	Aluminum	Aluminum
Dimension (W x L x H)	323 x 134 x 355 mm (12.73" x 5.28" x 13.99")	323 x 90 x 351 mm (12.73" x 3.55" x 13.83")	323 x 134 x 355 mm (12.73" x 5.28" x 13.99")
Weight	1.49 kg (3.28 lb)	1.4 kg (3.07 lb)	1.68 kg (3.70 lb)

	PMAX-0402	PMAX-0502	PMAX-0700
			
Name	Corner Mount Kit	Pole Mount Kit	Junction Box
Environment	Indoor / Outdoor	Indoor / Outdoor	Indoor / Outdoor
Color	White	White	White
Material	Aluminum	Aluminum	Aluminum
Dimension	W x L x D: 330 x 206 x 206 mm (13.0" x 8.12" x 8.12")	Ø x H: 203 x 240 mm (8.0" x 9.45")	W x L x D: 220 x 208 x 155 mm (8.67" x 8.20" x 6.11")
Weight	1.35 kg (2.98 lb)	0.85 kg (1.87 lb)	2.04 kg (4.50 lb)

# Accessory

## Dome Camera Mounting Accessories

	PMAX-0101	PMAX-0102	PMAX-0103
			
Name	Mount Kit	Straight Tube Without Bracket	Straight Tube With Bracket
Environment	Indoor / Outdoor	Indoor / Outdoor	Indoor / Outdoor
Color	White	White	White
Material	Aluminum	Aluminum	Aluminum
Dimension	Ø x H: 152 x 74 mm (5.99" x 2.92")	W x L x H: 140 x 90 x 255 mm (5.52" x 3.55" x 10.05")	W x L x H: 140 x 134 x 309 mm (5.52" x 5.28" x 12.17")
Weight	0.75 kg (1.65 lb)	0.63 kg (1.39 lb)	0.88 kg (1.94 lb)

	PMAX-0108	PMAX-0109	PMAX-0104
			
Name	Straight Tube Without Bracket	Straight Tube With Bracket	Extension Tube
Environment	Indoor / Outdoor	Indoor / Outdoor	Indoor / Outdoor
Color	White	White	White
Material	Aluminum	Aluminum	Aluminum
Dimension	W x L x H: 140 x 90 x 286 mm (5.52" x 3.55" x 11.27")	W x L x H: 140 x 134 x 340 mm (5.52" x 5.28" x 13.40")	Ø x H: 51.8 x 540.3 mm (2.04" x 21.29")
Weight	0.8 kg (1.76 lb)	1.06 kg (2.34 lb)	0.91 kg (2.01 lb)

\* All specifications are subject to change without notice.





\* All brand names and registered trademarks are the property of their respective owners.

[www.acti.com](http://www.acti.com)



# Accessory

## PoE Injectors

	PPOE-0000	PPOE-1000	PPOE-3000	PPOE-4000
				
Standard Compliance	IEEE 802.3af Power over Ethernet			
Ethernet Connector	2xRJ-45			
Ethernet Data rate	10/100 Mbps			
Input Voltage	DC 48V, 0.4A			
Dimension (W x D x H)	73 x 55 x 24 mm (2.88" x 2.17" x 0.95")			
Support Country	US/Japan	Europe	UK	Australia

## Rackmount Kits

	RMK-2000	RMK-3000
		
Color	Black	Black
Material	Heavy-duty steel	Heavy-duty steel
Max. Number of Device Supported	8	8
Cooling Fan	8 (60 x 60 x 25 mm) (2.36" x 2.36" x 0.98")	N/A
Power for Fan	Input : 100-240 Vac AC-DC adapter Output: 12 Vdc / 1.5 A	N/A
Dimension (W x D x H)	505.4 x 216.25 x 176.3 mm (19.9" x 8.52" x 6.95")	481.6 x 200.1 x 177 mm (18.98" x 7.88" x 6.97")
Weight	7.5 kg (16.53 lb)	3.5 kg (7.72 lb)
Applied Devices	ACD-2000Q ACD-2100 ACD-3100	ACD-2000Q ACD-2100 ACD-2200 ACD-3100